


Cree® PLCC8 4 in 1 SMD LED CLQ6A-TKW



PRODUCT DESCRIPTION

These SMD LEDs are packaged in an industry standard PLCC8 package. These high performance 4 color SMT LEDs are designed to work in a wide range of applications. A wide viewing angle and high brightness make these LEDs suitable for signage applications.

FEATURES

- Size (mm): 5.0 x 5.2 x 1.1
- Dominant Wavelength/CCT
Red (619 - 624nm)
Green (520 - 535nm)
Blue (460 - 475nm)
White (2500-6500k)
- Luminous Intensity (mcd)
Red (3000-5860)
Green (7030-14400)
Blue (1824-4180)
White (5860-12000)
- Moisture Sensitivity Level: 5a
- Lead-Free
- RoHS Compliant

APPLICATIONS

- Architecture Lighting
- Decorative Lighting
- Amusement

ABSOLUTE MAXIMUM RATINGS ($T_A = 25^\circ\text{C}$)

Items	Symbol	Absolute Maximum Rating				Unit
		R	G	B	W	
Forward Current ^{Note 1}	I_F	200	180	180	200	mA
Peak Forward Current ^{Note 2}	I_{FP}	500	400	400	500	mA
Reverse Voltage	V_R	5	5	5	5	V
Power Dissipation	P_D	520	684	684	720	mW
Operation Temperature	T_{opr}	-40 ~ +85				$^\circ\text{C}$
Storage Temperature	T_{stg}	-40 ~ +100				$^\circ\text{C}$
Junction Temperature	T_J	110	110	110	110	$^\circ\text{C}$
Junction/ambient 1 chip on	R_{THJA}	60	110	70	80	$^\circ\text{C/W}$
Junction/solder point 1 chip on	R_{THJS}	20	70	40	40	$^\circ\text{C/W}$
Electrostatic Discharge Classification(MIL-STD-883E)	ESD	1000 V				

Note: 1.Single-color light.
2.Pulse width ≤ 0.1 msec, duty $\leq 1/10$.

TYPICAL ELECTRICAL & OPTICAL CHARACTERISTICS ($T_A = 25^\circ\text{C}$)

Characteristics	Condition	Symbol	Values				Unit
			R	G	B	W	
Dominant Wavelength	$I_F = 100\text{ mA(R)}$ $I_F = 100\text{ mA(G)}$ $I_F = 100\text{ mA(B)}$ $I_F = 100\text{ mA(W)}$	λ_{DOM}	619~624	520~535	460~475	NA	nm
Spectral bandwidth at 50% I_{REL} max	$I_F = 100\text{ mA(R)}$ $I_F = 100\text{ mA(G)}$ $I_F = 100\text{ mA(B)}$ $I_F = 100\text{ mA(W)}$	$\Delta \lambda$	24	38	28	NA	nm
Forward Voltage	$I_F = 100\text{ mA(R)}$ $I_F = 100\text{ mA(G)}$	$V_{F(avg)}$	2.1	3.0	3.1	2.9	V
	$I_F = 100\text{ mA(B)}$ $I_F = 100\text{ mA(W)}$	$V_{F(max)}$	2.6	3.8	3.8	3.6	V
Luminous Intensity	$I_F = 100\text{ mA(R)}$ $I_F = 100\text{ mA(G)}$	$I_{V(min)}$	3000	7030	1824	5860	mcd
	$I_F = 100\text{ mA(B)}$ $I_F = 100\text{ mA(W)}$	$I_{V(avg)}$	4500	10400	3000	8200	mcd
Luminous Flux(Reference)	$I_F = 100\text{ mA(R)}$ $I_F = 100\text{ mA(G)}$ $I_F = 100\text{ mA(B)}$ $I_F = 100\text{ mA(W)}$	$\Phi_{V(avg)}$	14	30	8.2	25	lm
Reverse Current (max)	$V_R = 5\text{ V}$	I_R	10	10	10	10	μA

INTENSITY BIN LIMIT (RED $I_F = 100\text{mA}$, GREEN $I_F = 100\text{mA}$, BLUE $I_F = 100\text{mA}$, WHITE $I_F = 100\text{mA}$)

Red

Bin Code	Min.(mcd)	Max.(mcd)
1L	3000	4180
1M	3590	5020
1N	4180	5860

Green

Bin Code	Min.(mcd)	Max.(mcd)
1R	7030	10100
1S	8200	12000
1T	10100	14400

Blue

Bin Code	Min.(mcd)	Max.(mcd)
1H	1824	2560
1J	2130	3000
1K	2560	3590
1L	3000	4180

White

Bin Code	Min.(mcd)	Max.(mcd)
1Q	5860	8200
1R	7030	10100
1S	8200	12000

Tolerance of measurement of luminous intensity is $\pm 10\%$.

COLOR BIN LIMIT (RED $I_F = 100\text{mA}$, GREEN $I_F = 100\text{mA}$, BLUE $I_F = 100\text{mA}$, WHITE $I_F = 100\text{mA}$)

Red

Bin Code	Min.(nm)	Max.(nm)
RB	619	624

Green

Bin Code	Min.(nm)	Max.(nm)
G7	520	525
G23	522.5	527.5
G8	525	530
G45	527.5	532.5
G9	530	535

Blue

Bin Code	Min.(nm)	Max.(nm)
B3	460	465
B23	462.5	467.5
B4	465	470
B45	467.5	472.5
B5	470	475

Tolerance of measurement of dominant wavelength is $\pm 1 \text{ nm}$.

White

Bin Code	Sub-bins	x	y	Bin Code	Sub-bins	x	y	Bin Code	Sub-bins	x	y	Bin Code	Sub-bins	x	y
XA	A11	0.3146	0.3172	XA	A31	0.3245	0.3515	XB	B11	0.3610	0.3630	XB	B31	0.3836	0.3972
		0.3201	0.3222			0.3311	0.3574			0.3692	0.3683			0.3929	0.4033
		0.3211	0.3106			0.3311	0.3449			0.3667	0.3570			0.3893	0.3911
		0.3161	0.3059			0.3251	0.3394			0.3590	0.3521			0.3805	0.3854
	A12	0.3130	0.3284		A32	0.3240	0.3636		B12	0.3629	0.3739		B32	0.3866	0.4089
		0.3190	0.3339			0.3311	0.3699			0.3717	0.3796			0.3965	0.4155
		0.3201	0.3222			0.3311	0.3574			0.3692	0.3683			0.3929	0.4033
		0.3146	0.3172			0.3245	0.3515			0.3610	0.3630			0.3836	0.3972
	A13	0.3190	0.3339		A33	0.3311	0.3699		B13	0.3717	0.3796		B33	0.3965	0.4155
		0.3251	0.3394			0.3381	0.3762			0.3805	0.3854			0.4065	0.4221
		0.3256	0.3273			0.3376	0.3633			0.3775	0.3736			0.4023	0.4095
		0.3201	0.3222			0.3311	0.3574			0.3692	0.3683			0.3929	0.4033
	A14	0.3201	0.3222		A34	0.3311	0.3574		B14	0.3692	0.3683		B34	0.3929	0.4033
		0.3256	0.3273			0.3376	0.3633			0.3775	0.3736			0.4023	0.4095
		0.3261	0.3152			0.3371	0.3504			0.3744	0.3619			0.3981	0.3969
		0.3211	0.3106			0.3311	0.3449			0.3667	0.3570			0.3893	0.3911
	A21	0.3115	0.3397		A41	0.3256	0.3273		B21	0.3649	0.3848		B41	0.3775	0.3736
		0.3180	0.3456			0.3311	0.3324			0.3742	0.3910			0.3857	0.3789
		0.3190	0.3339			0.3311	0.3199			0.3717	0.3796			0.3821	0.3667
		0.3130	0.3284			0.3261	0.3152			0.3629	0.3739			0.3744	0.3619
	A22	0.3099	0.3509		A42	0.3251	0.3394		B22	0.3668	0.3957		B42	0.3805	0.3854
		0.3170	0.3572			0.3311	0.3449			0.3767	0.4023			0.3893	0.3911
		0.3180	0.3456			0.3311	0.3324			0.3742	0.3910			0.3857	0.3789
		0.3115	0.3397			0.3256	0.3273			0.3649	0.3848			0.3775	0.3736
	A23	0.3170	0.3572		A43	0.3311	0.3449		B23	0.3767	0.4023		B43	0.3893	0.3911
		0.3240	0.3636			0.3371	0.3504			0.3866	0.4089			0.3981	0.3969
		0.3245	0.3515			0.3366	0.3374			0.3836	0.3972			0.3940	0.3842
		0.3180	0.3456			0.3311	0.3324			0.3742	0.3910			0.3857	0.3789
	A24	0.3180	0.3456		A44	0.3311	0.3324		B24	0.3742	0.3910		B44	0.3857	0.3789
		0.3245	0.3515			0.3366	0.3374			0.3836	0.3972			0.3940	0.3842
		0.3251	0.3394			0.3361	0.3245			0.3805	0.3854			0.3898	0.3716
		0.3190	0.3339			0.3311	0.3199			0.3717	0.3796			0.3821	0.3667

- Tolerance of measurement of the color coordinates is ± 0.01 .

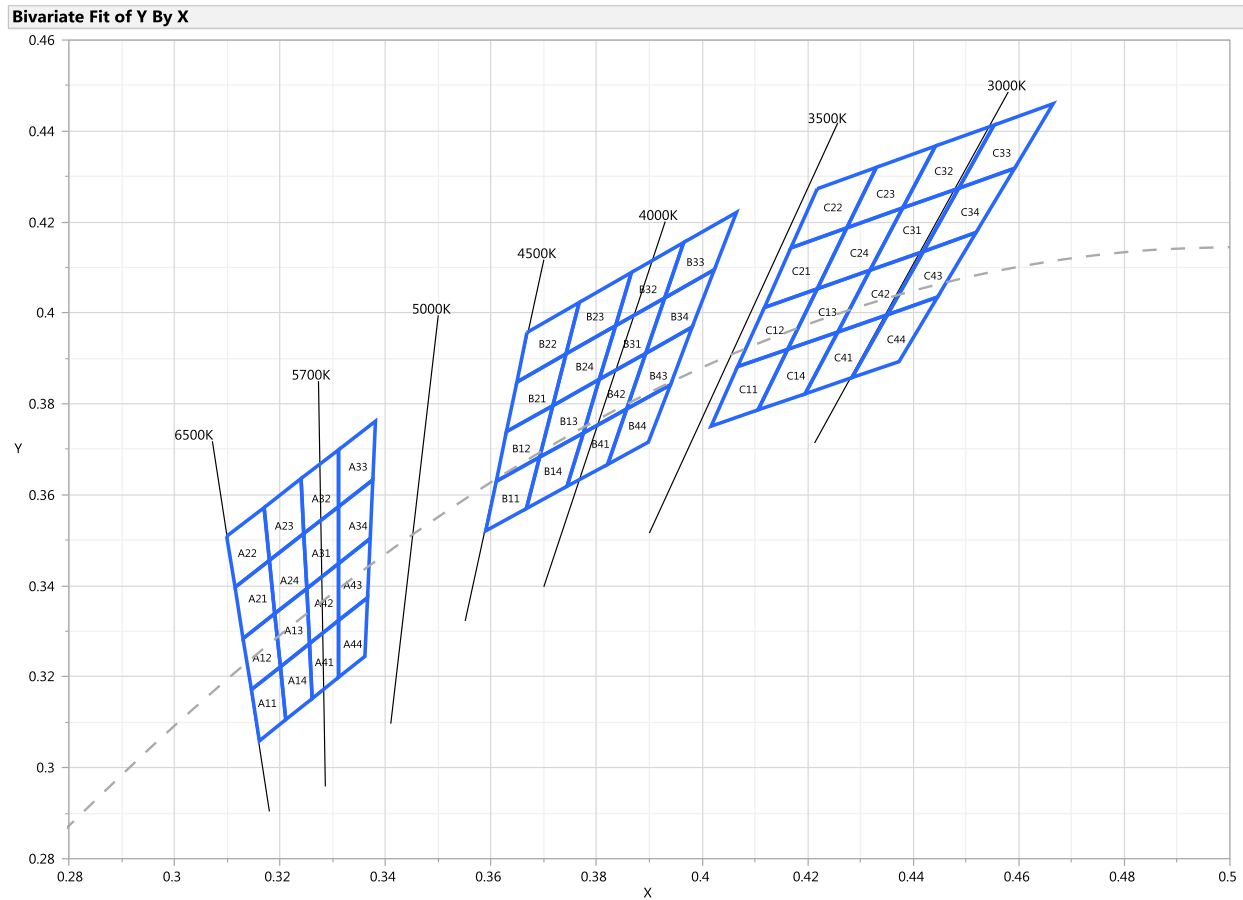
White

Bin Code	Sub-bins	x	y
XC	C11	0.4067	0.3882
		0.4162	0.3920
		0.4106	0.3787
		0.4017	0.3751
	C12	0.4118	0.4012
		0.4218	0.4053
		0.4162	0.3920
		0.4067	0.3882
	C13	0.4218	0.4053
		0.4318	0.4094
		0.4257	0.3958
		0.4162	0.3920
	C14	0.4162	0.3920
		0.4257	0.3958
		0.4195	0.3822
		0.4106	0.3787
	C21	0.4168	0.4143
		0.4274	0.4187
		0.4218	0.4053
		0.4118	0.4012
	C22	0.4218	0.4273
		0.4330	0.4320
		0.4274	0.4187
		0.4168	0.4143
	C23	0.4330	0.4320
		0.4442	0.4367
		0.4380	0.4231
		0.4274	0.4187
	C24	0.4274	0.4187
		0.4380	0.4231
		0.4318	0.4094
		0.4218	0.4053

Bin Code	Sub-bins	x	y
XC	C31	0.4380	0.4231
		0.4486	0.4274
		0.4419	0.4135
		0.4318	0.4094
	C32	0.4442	0.4367
		0.4553	0.4413
		0.4486	0.4274
		0.4380	0.4231
	C33	0.4553	0.4413
		0.4665	0.4460
		0.4592	0.4318
		0.4486	0.4274
	C34	0.4486	0.4274
		0.4592	0.4318
		0.4519	0.4177
		0.4419	0.4135
	C41	0.4257	0.3958
		0.4351	0.3996
		0.4284	0.3858
		0.4195	0.3822
	C42	0.4318	0.4094
		0.4419	0.4135
		0.4351	0.3996
		0.4257	0.3958
	C43	0.4419	0.4135
		0.4519	0.4177
		0.4446	0.4035
		0.4351	0.3996
	C44	0.4351	0.3996
		0.4446	0.4035
		0.4373	0.3893
		0.4284	0.3858

- Tolerance of measurement of the color coordinates is ± 0.01 .

CIE CHROMATICITY DIAGRAM



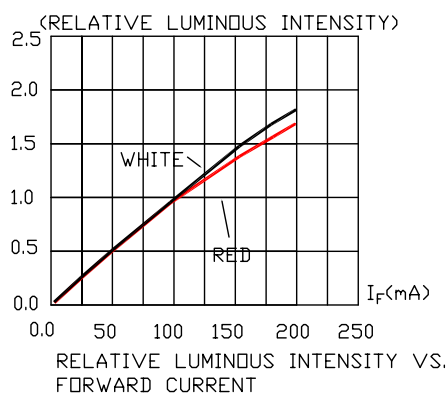
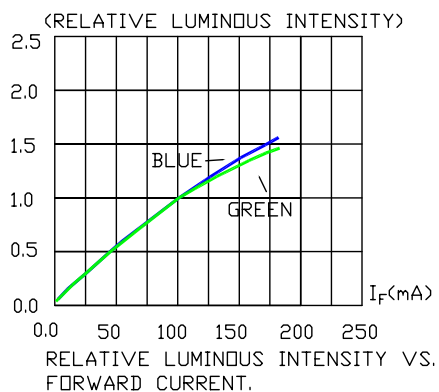
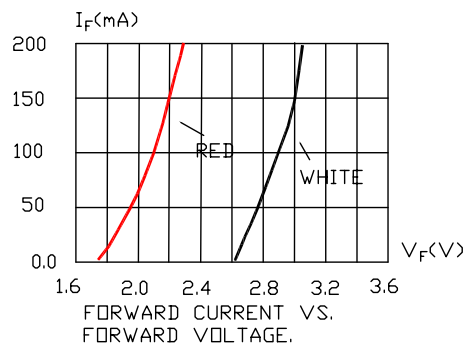
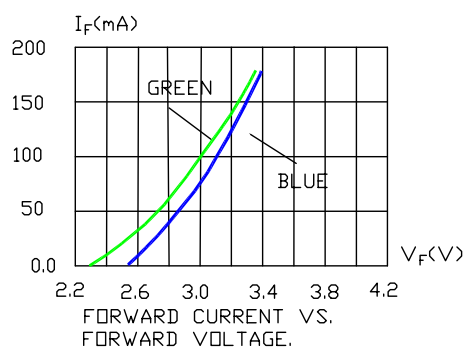
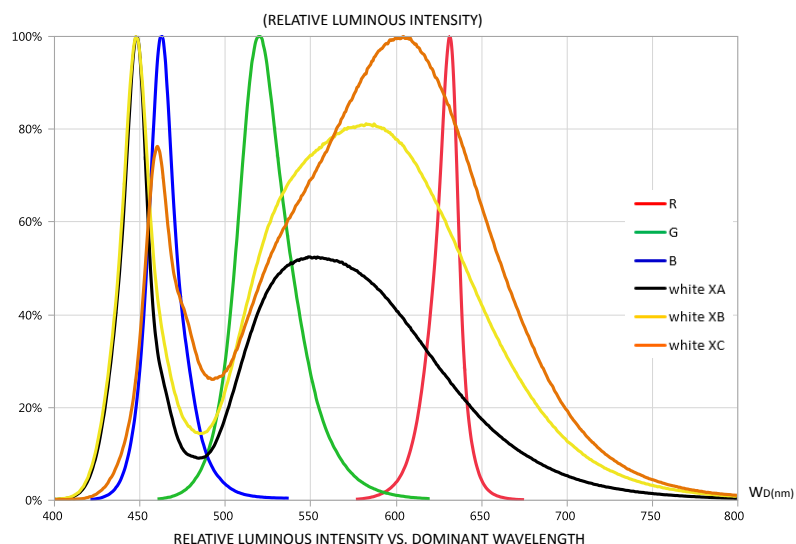
ORDER CODE TABLE*

Kit Number	Color	Luminous Intensity (mcd)		Dominant Wavelength (nm)				Pack- age
		Min.	Max.	Color Bin	Min. (nm)	Color Bin	Max. (nm)	
CLQ6A-TKW-C1L1R1H1QBB7935AA3	Red	Any 1 Intensity bin from 1L(3000) - 1N(5860)		RB	619	RB	624	Reel
	Green	Any 1 Intensity bin from 1R(7030) - 1T(14400)		Any 1 hue bin from G7(520) - G9(535)				Reel
	Blue	Any 1 Intensity bin from 1H(1824) - 1L(4180)		Any 1 hue bin from B3(460) - B5(475)				Reel
	White	Any 1 Intensity bin from 1Q(5860) - 1S(12000)		XA				Reel
CLQ6A-TKW-C1L1R1H1QBB7935BB3	Red	Any 1 Intensity bin from 1L(3000) - 1N(5860)		RB	619	RB	624	Reel
	Green	Any 1 Intensity bin from 1R(7030) - 1T(14400)		Any 1 hue bin from G7(520) - G9(535)				Reel
	Blue	Any 1 Intensity bin from 1H(1824) - 1L(4180)		Any 1 hue bin from B3(460) - B5(475)				Reel
	White	Any 1 Intensity bin from 1Q(5860) - 1S(12000)		XB				Reel
CLQ6A-TKW-C1L1R1H1QBB7935CC3	Red	Any 1 Intensity bin from 1L(3000) - 1N(5860)		RB	619	RB	624	Reel
	Green	Any 1 Intensity bin from 1R(7030) - 1T(14400)		Any 1 hue bin from G7(520) - G9(535)				Reel
	Blue	Any 1 Intensity bin from 1H(1824) - 1L(4180)		Any 1 hue bin from B3(460) - B5(475)				Reel
	White	Any 1 Intensity bin from 1Q(5860) - 1S(12000)		XC				Reel

Notes:

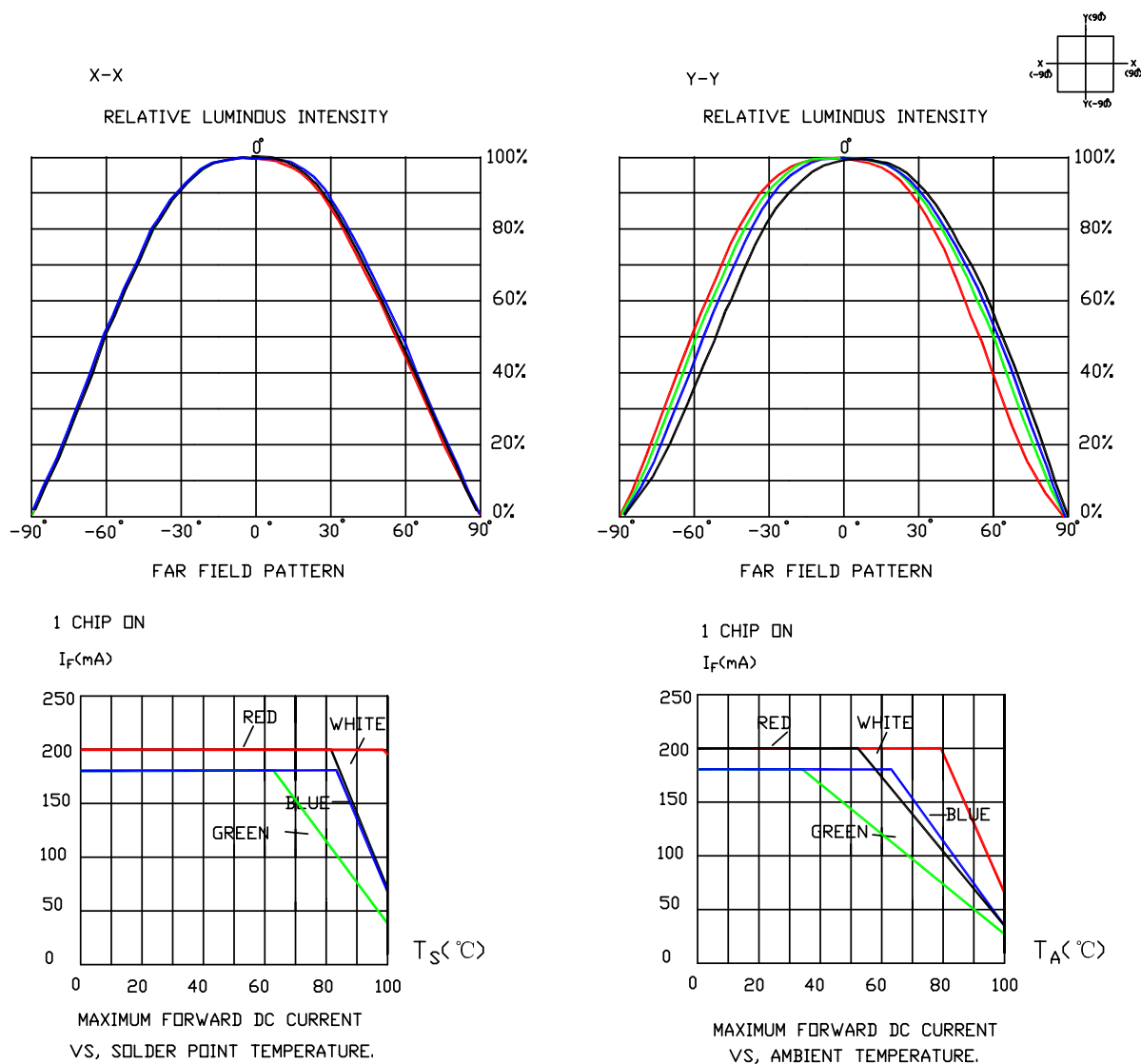
- 1.The above kit numbers represent the order codes which include multiple intensity-bin and color-bin codes. Only one intensity-bin code and one color-bin code will be shipped on each reel. Single intensity-bin code and single color-bin code will be orderable in certain quantities. For example, any 1 intensity bin from 1R - 1T means only 1 intensity bin(1R or 1S or 1T) will be shipped by Cree. For example, any 1 color bin from G7 - G9 means only 1 color bin (G7 or G23 or G8 or G45 or G9) will be shipped by Cree.
- 2.Please refer to the "Cree LED Lamp Reliability Test Standards" document for reliability test conditions.
- 3.Please refer to the "Cree LED Lamp Soldering & Handling" document for information about how to use this LED product safely.

GRAPHS



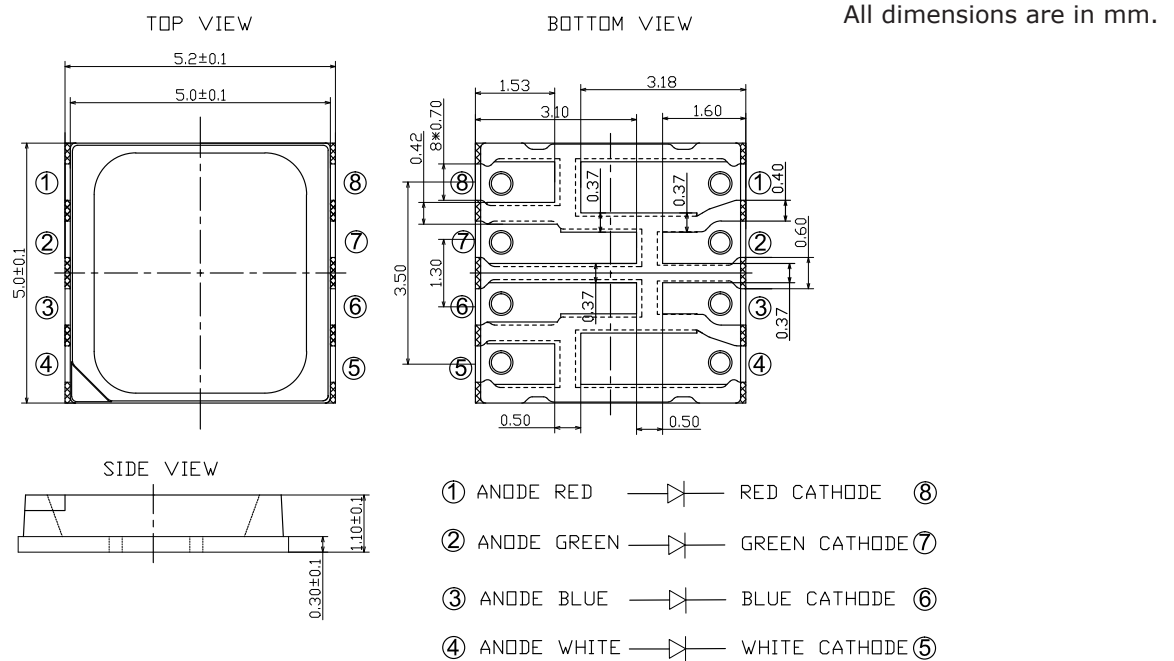
The above data are collected from statistical figures that do not necessarily correspond to the actual parameters of each single LED. Hence, these data will be changed without further notice.

GRAPHS

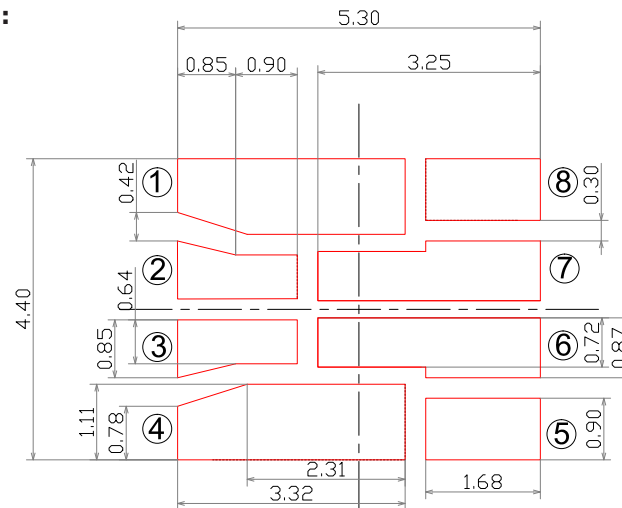


The above data are collected from statistical figures that do not necessarily correspond to the actual parameters of each single LED. Hence, these data will be changed without further notice.

MECHANICAL DIMENSIONS



Solder Pad recommend:



- Tolerance of measurement of the dimension is ± 0.1 .

NOTES

RoHS Compliance

The levels of environmentally sensitive, persistent biologically toxic (PBT), persistent organic pollutants (POP), or otherwise restricted materials in this product are below the maximum concentration values (also referred to as the threshold limits) permitted for such substances, or are used in an exempted application, in accordance with EU Directive 2002/95/EC on the restriction of the use of certain hazardous substances in electrical and electronic equipment (RoHS), as amended through April 21, 2006.

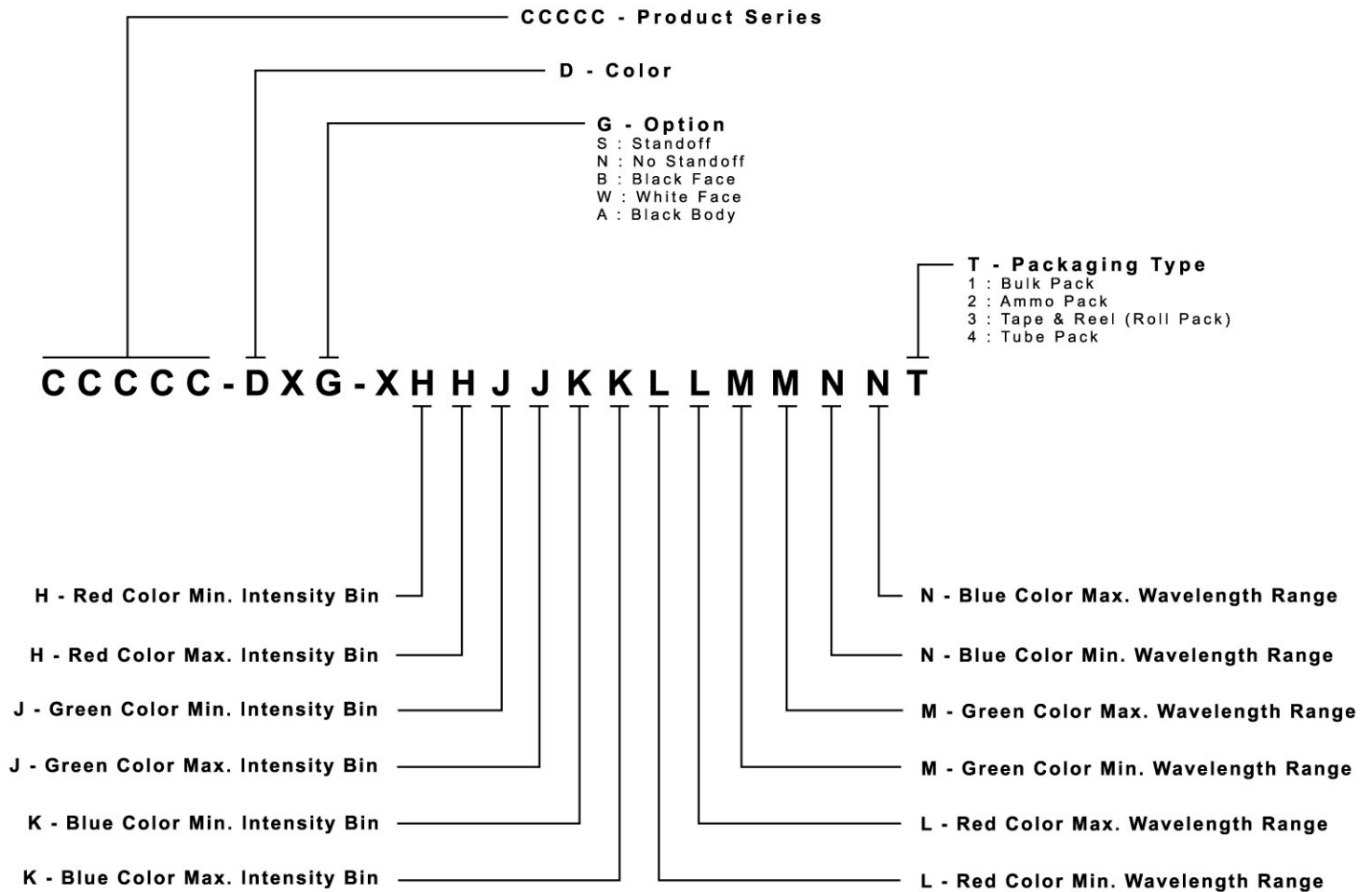
Vision Advisory Claim

Users should be cautioned not to stare at the light of this LED product. The bright light can damage the eye.

KIT NUMBER SYSTEM

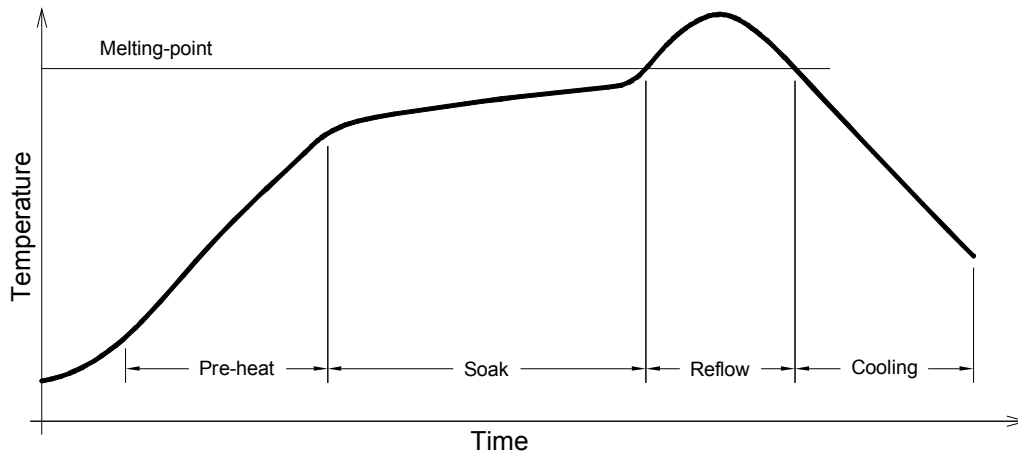
Cree LED lamps are tested and sorted into performance bins. A bin is specified by ranges of color, forward voltage, and brightness. Sorted LEDs are packaged for shipping in various convenient options. Please refer to the "Cree LED Lamp Packaging Standard" document for more information about shipping and packaging options.

Cree LEDs are sold by order codes in combinations of bins called kits. Order codes are configured in the following manner:



REFLOW SOLDERING

- The CLQ6A-TKW is rated as a MSL 5a product.
- The recommended floor life out of bag is 24hrs.
- The temperature profile is as below.



Use only with CLQ6A-TKW

Solder
Average ramp-up rate = 4°C/s max
Preheat temperature = 150°C ~200°C
Preheat time = 120s max
Ramp-down rate = 6°C/s max
Peak temperature = 250°C max
Time within 5°C of actual Peak Temperature = 10s max
Duration above 217°C is 60s max

PACKAGING

- The boxes are not water resistant and they must be kept away from water and moisture.
- The LEDs are packed in cardboard boxes after packaging in normal or anti-electrostatic bags.
- Cardboard boxes will be used to protect the LEDs from mechanical shocks during transportation.
- The reel pack is applied in SMD LED.
- Max 4000 pcs per reel.

